




Manufacturer of furnaces and  
equipment for laboratories as well  
as the metal and glass industry



[For laboratories](#) > [Tubular type RST](#)

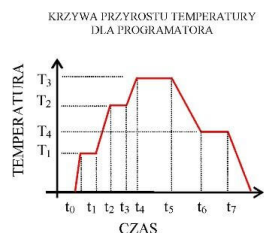
### LABORATORY TUBULAR FURNACE ON TRIPOD TYPE RST 20x130



Type PID	<b>RST 20x100/100</b>
Max. temp. [°C]	<b>1000</b>
Inner tube diameter [mm]	<b>20</b>
Tube length [mm]	<b>140</b>
Heating zone length [mm]	<b>100</b>
Const. temp. zone length [mm]	<b>30</b>
Outer furnace diameter [mm]	<b>200x150</b>
Power [kW]	<b>0,5</b>
Temp. sensor type	<b>K</b>
Heating zones	<b>1</b>

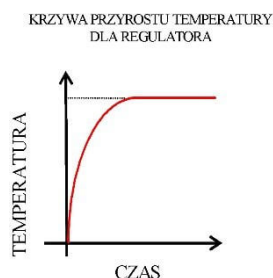
Laboratory tubular furnaces are used for testing and treatment of materials under a uniform temperature in the kiln. Given the variety of processes, we offer a wide range of tubular furnaces with a multitude of structural solutions, pipe diameters, lengths, single and multi-zone. We use our own heating systems, in the construction of which we have many years of experience. In addition to the standardized furnaces, our offer includes special versions, such as zone tube furnaces with a rotary reactor, horizontal and vertical tubular furnaces, zone tubular furnaces with long zones of uniform temperature, gas-tight tubular furnaces. Next to offering our own design solutions, we also realize customized designs. The maximum diameter of the tubular furnace is 760mm.

## TEMPERATURE PROGRAMMER TYPE M



One four-and two single displays allow easy reading of the actual temperature of the object and set parameters. With the ability to program a delayed start time as well as the holding time, ie. to maintain furnace temperature for a certain time, it is possible to automatically carry out a series of burnings unattended. This gives you the opportunity to work eg. during the night tariff for electricity or to heat-up the furnace to the required temperature ahead of time, avoiding unnecessary downtime. Has the ability to program the time (ie. speed) to reach the desired temperature. Characterized by a programmable 10 stages in each program of work, where the stage corresponds to the set temperature, the time to come to the temperature and time of annealing temperature setpoint. This enables the formation of burning curve for any given furnace with varying lengths of growth or fall of temperature over time.

## TEMPERATURE REGULATOR TYPE P



Two four character displays allow easy reading of the actual temperature of the object and set parameters. With the ability to program a delayed start time as well as the holding time, ie. to maintain furnace temperature for a certain time, it is possible to automatically carry out a series of burnings unattended. This gives you the opportunity to work eg. during the night tariff for electricity or to heat-up the furnace to the required temperature ahead of time, avoiding unnecessary downtime.

If you have any questions please contact us:

**tel. 32 47 07 495**

**tel./fax 32 47 07 502**

**e-mail: [czylok@czylok.com.pl](mailto:czylok@czylok.com.pl)**